

ULA-60003

Light Linear LA 1 Ingrade Asymmetrical

Construction

Aluminum

Less than 0.1% copper content – Marine Grade 6060 extruded & LM6 Aluminum High Pressure die casting provides excellent mechanical strength, clean detailed product lines and excellent heat dissipation.

Pre paint

8 step degrease and phosphate process that includes deoxidizing and etching as well as a zinc and nickel phosphate process before product painting.

Memory Retentive -Silicon Gasket

Provided with special injection molded “fit for purpose” long life high temperature memory retentive silicon gaskets. Maintains the gaskets exact profile and seal over years of use and compression.

Thermal management

LM6 Aluminum is used for its excellent mechanical strength and thermal dissipation properties in low and high ambient temperatures. The superior thermal heat sink design by Ligman used in conjunction with the driver, controls thermals below critical temperature range to ensure maximum luminous flux output, as well as providing long LED service life and ensuring less than 10% lumen depreciation at 50,000 hours.

Surge Suppression

Standard 10kv surge suppressor provided with all fixtures.

BUG Rating

B2 - U5 - G4

Finishing

All Ligman products go through an extensive finishing process that includes fettling to improve paint adherence.

Paint

UV Stabilized 4.9Mil thick powder coat paint and baked at 200 Deg C. This process ensures that Ligman products can withstand harsh environments. Rated for use in natatoriums.

Frame & Hardware

Marine grade 316 Stainless steel.

Anti Seize Screw Holes

Tapped holes are infused with a special anti seize compound designed to prevent seizure of threaded connections, due to electrolysis from heat, corrosive atmospheres and moisture.

Crystal Clear Low Iron Glass Lens

Provided with tempered, impact resistant crystal clear low iron glass ensuring no green glass tinge.

Optics & LED

Precise optic design provides exceptional light control and precise distribution of light. LED CRI > 80

Lumen - Maintenance Life

L80 /B10 at 50,000 hours (This means that at least 90% of the LED still achieve 80% of their original flux)

Efficient quality linear fixture portfolio. Coordinated inground range with multiple optics and component options.

Light Linear LA inground family is a range of small profile linear product that complements the Light Linear LA recessed wall, surface wall and pendant luminaires. The inground fixture is available with a selection of optics, as well as a forward throw asymmetric distribution that is achieved with an internally tilted gear tray.


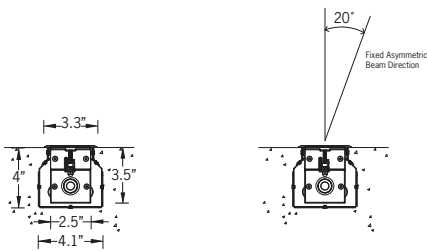
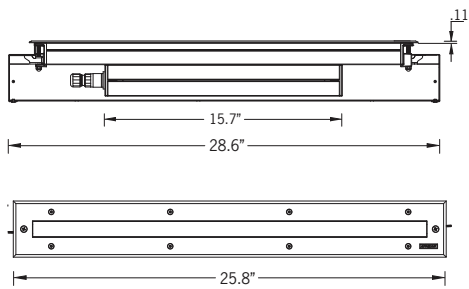
This walkover rated luminaire is available with RGBW color changing, as well as static white color in 2700K, 3000K, 3500K and 4000K formats. The Light Linear LA inground is provided with a concrete pour or dirt mounting recessing box as a standard. This recessing box can be shipped to the jobsite ahead of time, if requested.

The Light Linear LA is suitable for wall grazing, wall washing, column lighting and uplight applications and can be used in many applications including; commercial, historic, or modern architectural interiors and exteriors. Two different lengths are provided allowing the luminaire installation to be tailored exactly to the architectural structure. The luminaire is provided with an integral driver. A remote driver can be provided, please contact the factory for more details. Options of clear or frosted tempered 8mm thick glass with a load rating of 1,100lb.

NOTE: This fixture is not suitable for recessed ceiling mounting.



28w LED 2566 Lumens
IP67 • Suitable For Wet Locations
IK10 • Impact Resistant (Vandal Resistant)
Weight 10 lbs



ULA-60003

Light Linear LA 1 Ingrade Asymmetrical



PROJECT	<input type="text"/>	DATE	<input type="text"/>
----------------	----------------------	-------------	----------------------

QUANTITY	<input type="text"/>	TYPE	<input type="text"/>	NOTE	<input type="text"/>
-----------------	----------------------	-------------	----------------------	-------------	----------------------

ORDERING EXAMPLE || ULA-60003-28w - AS - W30- 120/277v

ULA-60003	<input type="text"/>	<input type="text"/>	<input type="text"/>	<input type="text"/>
	LAMP	BEAM	LED COLOR	VOLTAGE
	28w LED 2566 Lumens	AS - Asymmetrical 27°x60°	W27 - 2700K W30 - 3000K W35 - 3500K W40 - 4000K	120/277v Other - Specify

<input type="text"/>	<input type="text"/>	<input type="text"/>
----------------------	----------------------	----------------------

ADDITIONAL OPTIONS

- F - Frosted Lens
- DIM - 0-10v Dimming
- NAT - Natatorium Rated



Light Linear LA Product Family



Light Linear LA 1

- ULA-60001-28w-2847lm [25.7']
- ULA-60003-8w-2566lm [25.7'] [ASYM]
- ULA-60002-57w-5703lm [49.2']
- ULA-60004-57w-5140lm [49.2'] [ASYM]



Light Linear LA 2

- ULA-60013-33w-1916lm [25.7']
- ULA-60014-66w-3839lm [49.2']



Light Linear LA 3

- ULA-95001-28w-2847lm [23.8']
- ULA-95002-55w-5703lm [47.2']



Light Linear LA 4

- ULA-95021-28w-2847lm [23.8']
- ULA-95022-55w-5703lm [47.2']



Light Linear LA 6

- ULA-30001-28w-2847lm [23.8']
- ULA-30002-55w-5703lm [47.2']



Light Linear LA 7

- ULA-30013-33w-3948lm [23.8']
- ULA-30014-66w-4043lm [47.2']



Light Linear LA 8

- ULA-30021-28w-2847lm [23.8']
- ULA-30022-55w-5703lm [47.2']



Light Linear LA 9

- ULA-40001-28w-2847lm [25.7']
- ULA-40002-57w-5703lm [49.2']



Light Linear LA 10

- ULA-40013-33w-3948lm [25.7']
- ULA-40014-66w-4043lm [49.2']